
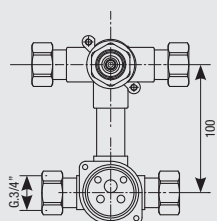


Art. 410

Corpo doccia con deviatore 3 vie, dado e calotta 1/2"

Shower mixer with 3 ways ceramic diverter and nuts 1/2"

Duschkörper mit 3-Wege-Umstellventil, Schraubenmutter und Kalotte 1/2"


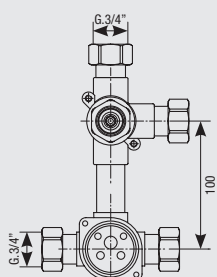


Art. 412

Corpo doccia con deviatore 2 vie, dado e calotta 1/2"

Shower mixer with 2 ways ceramic diverter and nuts 1/2"

Duschkörper mit 2-Wege-Umstellventil, Schraubenmutter und Kalotte 1/2"



Art. 411

Corpo doccia con deviatore 2 vie, dado e calotta 1/2"

Shower mixer with 2 ways ceramic diverter and nuts 1/2"

Duschkörper mit 2-Wege-Umstellventil, Schraubenmutter und Kalotte 1/2"



Art. 1022/410

Art. 1022/411

Art. 1022/412

completo di scatola di montaggio "system box" (pag. 78)

with assembly box "system box" (page 78)

mit Montagegehäuse - "System box" (pag. 78)

Accessori - *Accessories* - Zubehörteile

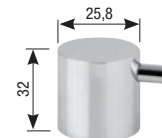
Art. 1013/35

Anello sede cartuccia
Cartridge ring seat
Kartuschenringsitz



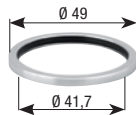
Art. 00120

Maniglia deviatore
Diverter handle
Umstellgriff



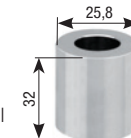
Art. 00050

Anello fissaggio piastra per miscelatore
Plate fixing ring - mixer
Plattenbefestigungsring für Mischbatterie



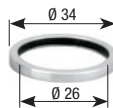
Art. 00080

Coprifiletto deviatore cromato
Diverter cover thread
Verchromte Gewindeabdeckung Umstellventil



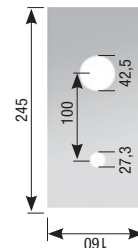
Art. 00040

Anello fissaggio piastra per deviatore
Plate fixing ring - diverter
Plattenbefestigungsring für Umstellventil



Art. 1022

Piastra cromata
Chromed plate
Verchromte Platte



Art. 1003SF

Cappuccio ABS
ABS cap
ABS-Kappe



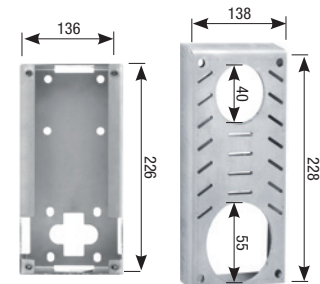
Art. 1004BS

Ghiera
Ring nut
Gewindehülse



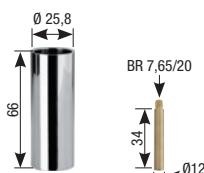
Art. 00094

Scatola incasso con griglia di chiusura
Concealed fixing box with closing grid
Einbaugehäuse mit Verschlussgitter



Art. 640

Prolunga deviatore
Diverter extension
Verlängerung Umstellventil



Art. 640A

Prolunga deviatore
Diverter extension
Verlängerung Umstellventil

